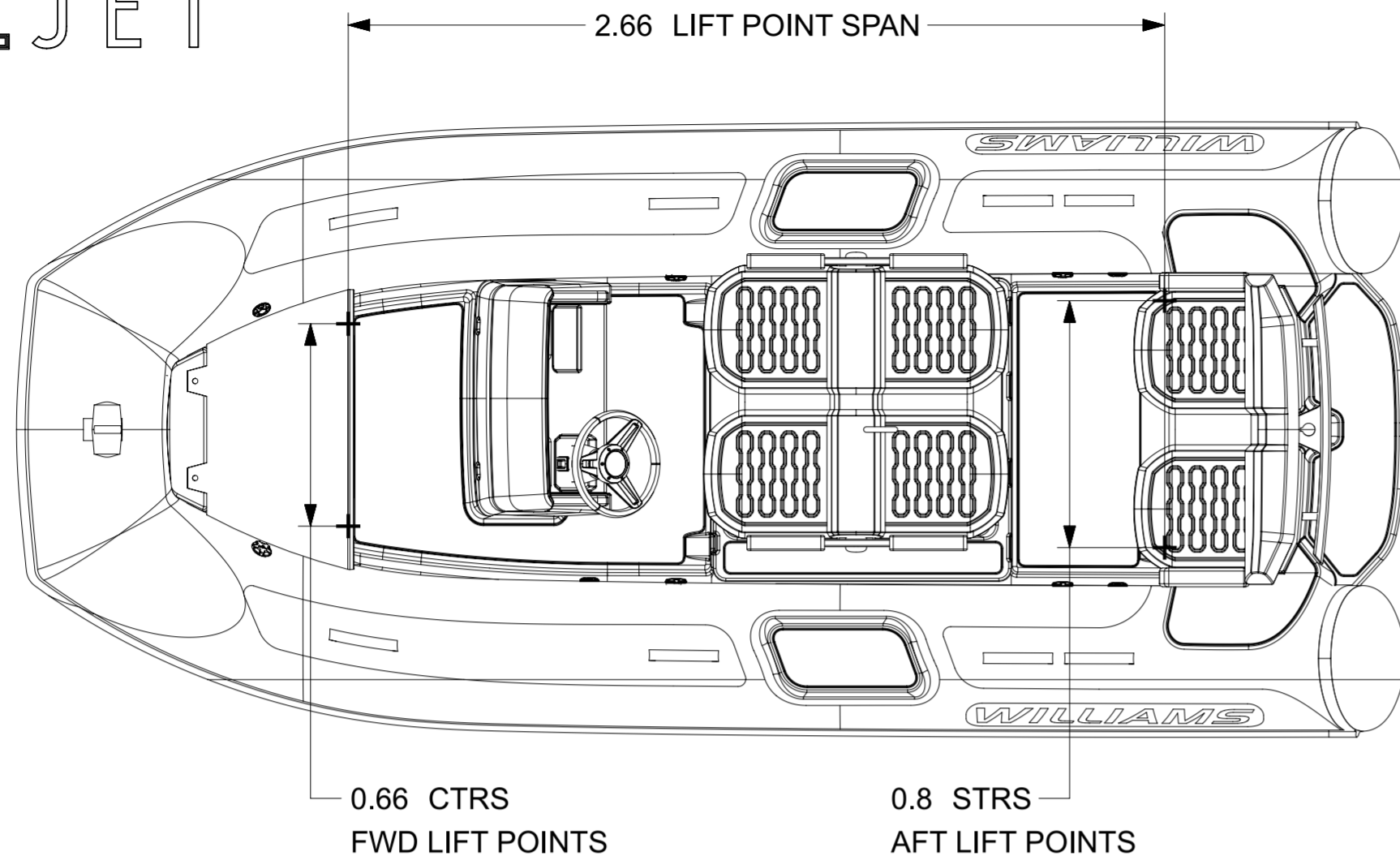


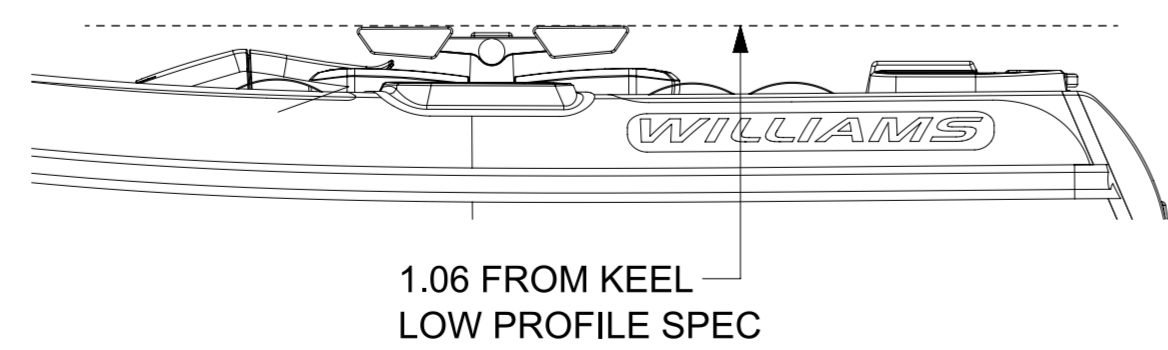
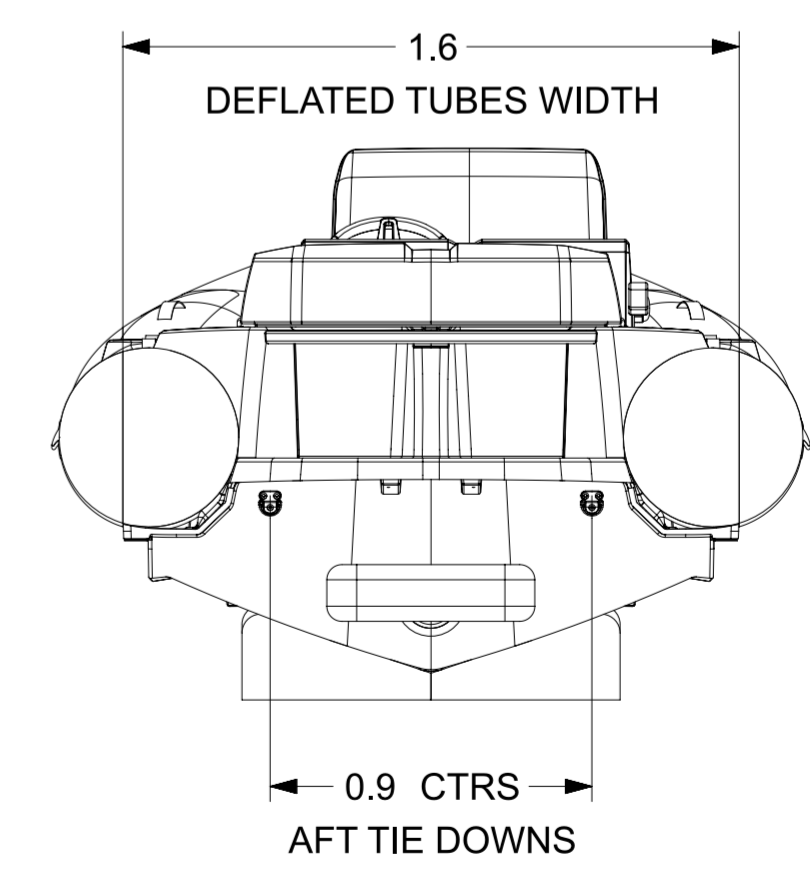
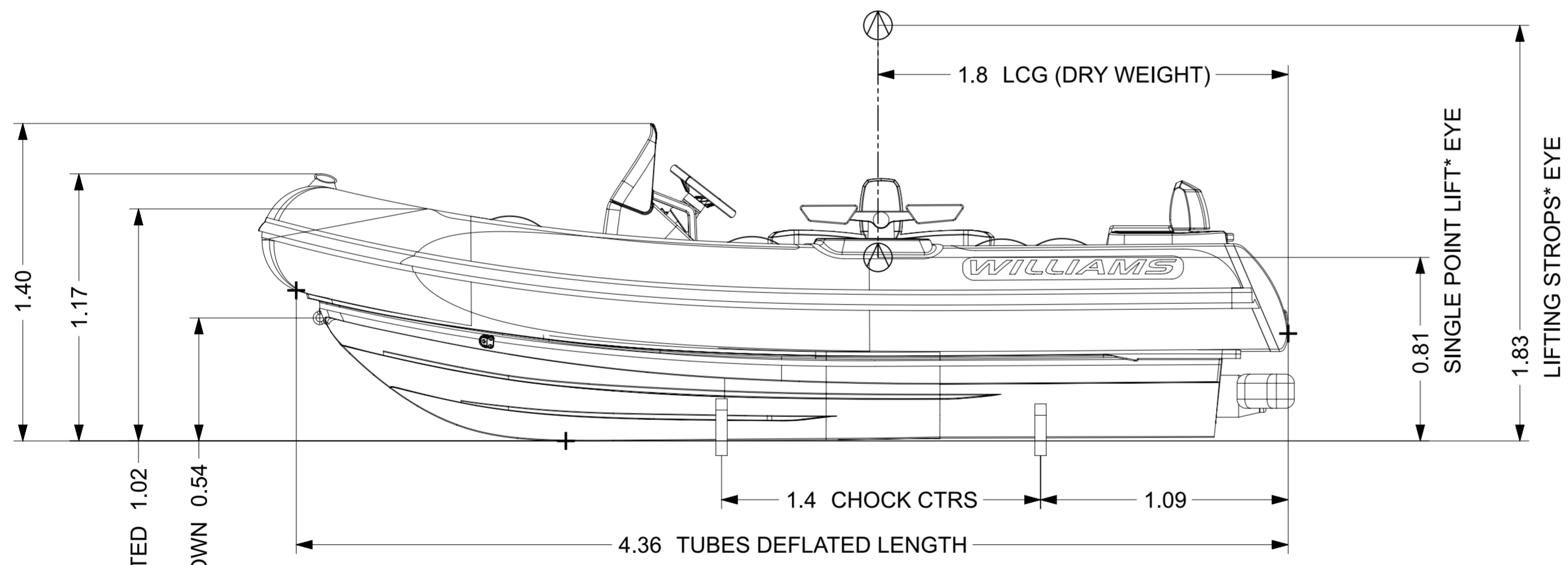
DIESELJET 445



LENGTH	4.5 m (±1%)
BEAM	2.0 m (±1%)
DRAFT (FULLY LOADED)	0.47 m
ENGINE	YANMAR 4JH-110
POWER	110hp ≅ 81kW
DRY WEIGHT	885 Kg
SEATING CAPACITY	7 + 1
FUEL	DIESEL
FUEL CAPACITY	68L
MAX. SPEED	40 mph ≅ 64 kph
No. TUBE COMPARTMENTS	5
CE DESIGN CATEGORY	C

NOTES:

- LENGTH / BEAM TOLERANCE DUE TO VARIATION IN TUBE AIR PRESSURE.
- AVERAGE DRY WEIGHT STATED; ACTUAL WEIGHT DEPENDENT ON OPTIONS FITTED.
- GARAGE STOWAGE OPTION:
 - HELM FOLDED DOWN.
 - QUICK RELEASE STEERING WHEEL.
 - BOW TUBE DEFLATED. (AUTO BOW TUBE INFLATOR OPTION REQUIRED*)
- LOW PROFILE OPTION:
 - LP ENGINE COVER
 - ROMOVABLE BACKREST & ARMRESTS
- REFER TO DRAWING RD1873 FOR CHOCK PROFILES.
- SINGLE POINT LIFT OPTION*: 99-0506
- ALL DIMENSIONS IN METERS.



REV.	DATE	DETAILS	FZ	AM	DRAWN	APPVD
18/10/2024	PRODUCTION RELEASED		FZ	AM		

NOT FOR PUBLICATION - THIS DRAWING IS THE PROPERTY OF WILLIAMS JET TENDERS LTD. AND IS ISSUED ON CONDITION THAT IT IS NOT COPIED, RE-PRINTED OR DISCLOSED EITHER WHOLLY OR IN PART TO ANY THIRD PARTY NOT AUTHORISED TO RECEIVE IT

REMOVE ALL BURRS & BREAK SHARP EDGES

GENERAL SURFACE FINISH Ra 1.6UM DIMENSIONS IN MM UNLESS STATED DO NOT SCALE DRAWING

NAME	DATE
DRAWN FZ	18/10/2024
APPVD AM	18/10/2024

PROJECT: **WILLIAMS**

INSPECTION LEVEL: MATERIAL & FINISH

TITLE: **DIESELJET 445 (2024MY)**

PART NO. WPT-000445DJ-P101-2025MY-DATASHEET_dwg1 A2

SCALE 1:20 SHEET 1 OF 1